

# TB175

FULLY HYDRAULIC COMPACT EXCAVATOR



**TAKEUCHI**

TAKEUCHI

# THE HIGH SPEED TB175 COMPACT



**SUPERB  
OPERATOR  
COMFORT**



# PECIFICATION CT EXCAVATOR

The largest of our 100 series range of compact excavators, The TB175 has an operating weight of 7300kg. - making it ideal for larger jobs.

Powered by a smooth, reliable and powerful 43.5 Kw. diesel engine it punches far more than it's weight with a dig depth of 4590mm.

Operator comfort is at the forefront with an isolation mounted cab complete with heater, FM/AM Radio and plenty of other features to make an ideal working environment.

Legendary Japanese build quality brings comfort, performance and reliability second to none.

## EASY ENGINE ACCESS AND MAINTENANCE



## STANDARD FEATURES

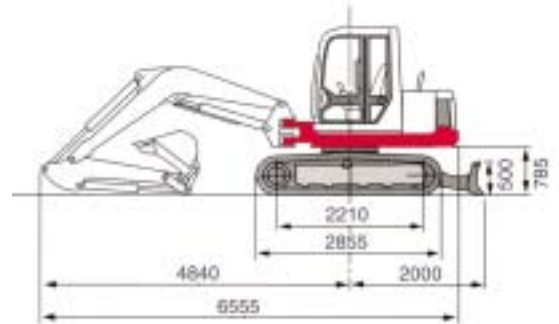
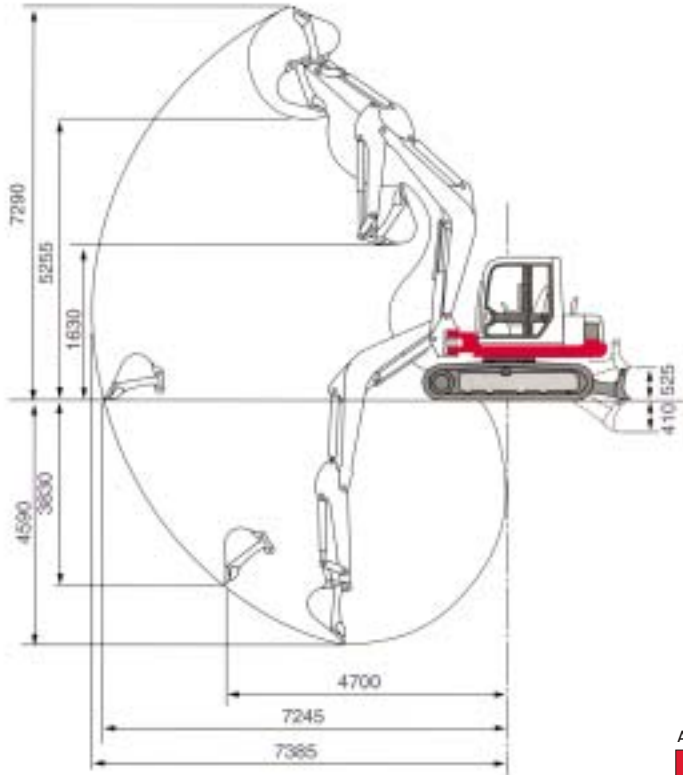
- Wide angle independent boom swing
- Standard dozer blade
- Electrohydraulic push button control of auxiliary hydraulics
- Two-way auxiliary hydraulics plumbed to dipper arm
- Electronic engine monitoring with emergency shut down/return-to-idle system
- Electronically controlled engine speed with three operating modes
- Two speed travel with automatic shift down
- Automatic fuel bleed system
- Remote slew lubrication system
- Three hinged ground level access covers
- Cast iron wrap around protective counterweight
- Simultaneous operation of cab swing and digging functions with no reduction in working speed
- Straight travel with simultaneous operation of digging and swing functions
- Automatic arm and boom hoist acceleration
- Pilot operated joystick controls with armrests
- Servo assisted hand and foot operated travel controls
- Sliding operators station with fully adjustable suspension seat and head rest
- Vandalism protected lockable fuel tank and engine compartment
- Self adjusting track tension system
- Steel engine cover
- Spring applied, hydraulically released disc type slew and parking brakes
- Two speed cab rotation
- Hydraulic oil cooler
- Engine oil 'Safedrain' system
- Two front work lights and side mounted swing lights
- Isolation mounted cab with heater, demister, windscreen wiper and washer, AM/FM cassette radio and retractable front window with removable lower section
- Short pitch rubber tracks

## OPTIONS

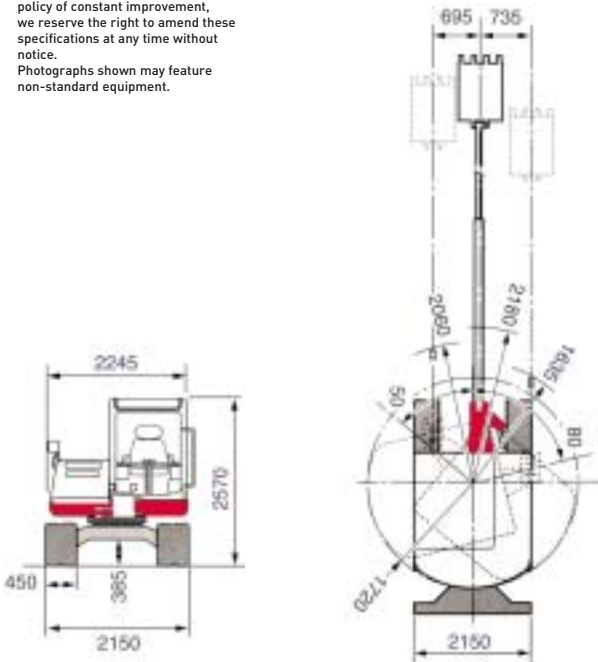
- TKB301 Hydraulic Breaker
- Steel tracks
- Auger
- QuickHitch

# TB175

## OPERATING RANGE



In accordance with our established policy of constant improvement, we reserve the right to amend these specifications at any time without notice. Photographs shown may feature non-standard equipment.



All Dimensions unless otherwise stated are in millimeters

DIMENSIONS & WEIGHT		OPERATING INFORMATION	
Operating Weight (kg)	7300	Max. Dig Depth	4590
Length (transport)	6550	Max. Dump Height	5255
Width	2150	Max. reach at ground level	7245
Height	2570	Max. Vertical Dig Depth	3830
Ground Clearance	385	Max. Bucket Dig Force (Kn)	52.7
Min front swing radius (80° boom swing)	1635	Max. Arm Dig Force (Kn)	36.7
Tail swing radius	1720	<b>UNDERCARRIAGE</b>	
Dozer Blade (wxh)	2150x500	Traction Motor	Axial Piston
<b>ENGINE</b>		Traction Drive	Planetary
Make/Model	Yanmar4TNE98-TB	Traction Brake	Disc
Rated Output/RPM	43.5kW/2100	Track Width	450
Maximum Torque	250Nm	Ground Contact Length	2210
Cylinders/Displacement	4/3318cc	Ground Pressure (kpa)	32.9
Electrical System	24volt 40amp	Travel Speed (K/ph)	2.9/5.5
<b>SWING SYSTEM</b>		Maximum Gradeability	35°
Boom Swing angle (L/R)	80°/50°	<b>HYDRAULIC SYSTEM</b>	
Slew Speed (rpm)	7.6/10.7	Set Pressure (bar)	280
Slew Motor	Axial Piston	Pump Type	Variable(P1+P2)+Gear(P3+P4)
Slew Brake	Disc	Hydraulic Flow (l/min)	69.3x2+53.1+10.7
		Auxiliary Flow (l/min)	69.3
		<b>CAPACITIES (l)</b>	
		Hydraulic system	132
		Fuel tank	120
		Engine Lubrication	10.2
		Cooling System	9.5

# TAKEUCHI

Takeuchi Mfg (UK) Ltd, Lynroyle Way, Rochdale, Lancs OL11 3EX Tel: 01706 657722 Fax: 01706 657744  
e-mail: sales@takeuchi-mfg.co.uk www.takeuchi-mfg.co.uk

Southern Office at Thatcham, Newbury Tel: 01635 877 196 Fax: 01635 877 195